

Area: Indoor Luminaires



Category: Linear lighting / decorative lighting / Cove



Mounting: Surface horizontal mounting / Surface vertical mounting / Wall mounting

Ula L is a modular linear LED light with a opal cover designed for long-term indoor professional lighting applications.

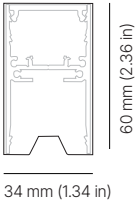
These Ula L modular LED lights are fitted with the highest quality NICHIA LEDs, with a wide range of Color rendering index (CRI) and Color temperature (CCT) options to choose from. NICHIA LEDs guarantees highest quality lighting and super-high efficacy. This LED strip is available with 3 Step MacAdam or Single Bin LEDs. Opal cover ensures continuous light effect without dark spots.

Modules can be connected quickly and securely thanks to their integrated connectors, which are hidden inside the modules for a seamless and professional visual effect.

TECHNICAL DATA

Voltage	24 V
LED lumen maintenance	L90B10 > 60.000 h
Light engine	Any LED strip up to 33 W/m
Cover	Opal / Clear (available on request)
Housing color	● Black, ○ White, ● Grey, ● Custom
Control	Dimmable

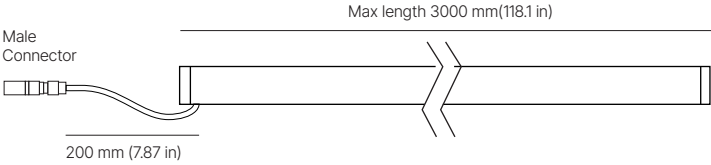




DIMENSIONS

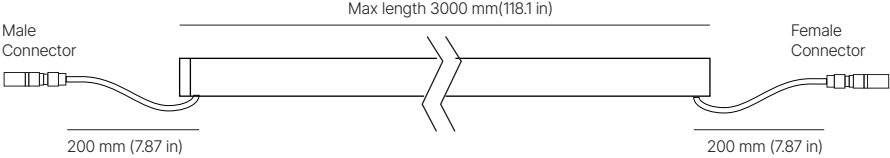
LUMINAIRE

One cable, two endcaps



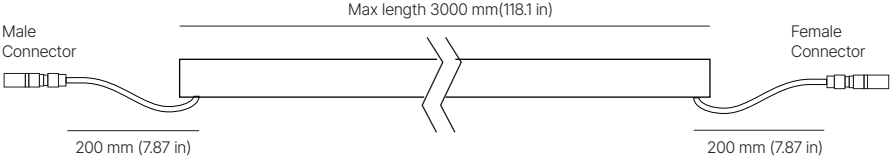
START

Two cables, endcap at the start



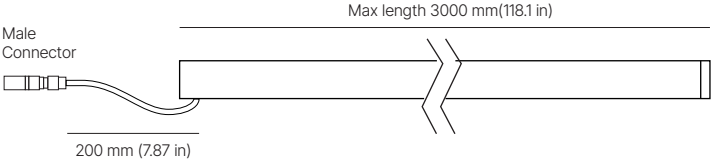
MIDDLE

Two cables, no endcaps



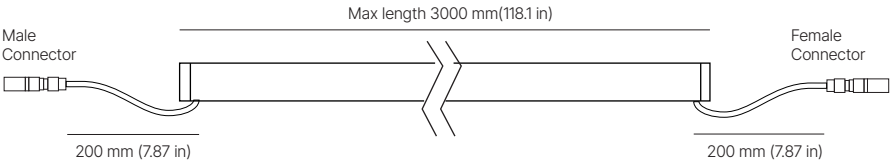
END

One cable, endcap at the end



FULL MODULE

Two cables, two endcaps



Final length of the luminaire calculated:

L = C x N + E;

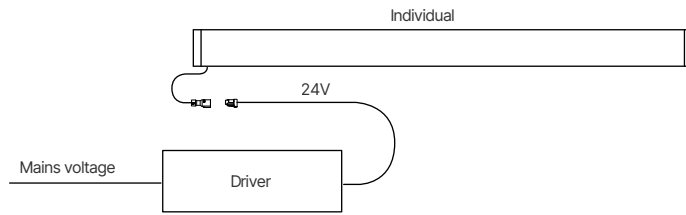
- L = Luminaire length
- C = Cutting Step
 - White 24V: 125mm (4.9 in)
 - White 48V: 250mm (9.8 in)
 - TW: 125m (4.9 in)
 - RGB: 125mm (4.9 in)
- N = Quantity Of Segments. 2 < N < 72

- E = Exit cable
 - Individual - 9mm (0.35 in)
 - Start - 5.5mm (0.21 in)
 - Middle - 2mm (0.08 in)
 - End - 5.5mm (0.21 in)
 - Full set - 9mm (0.35 in);

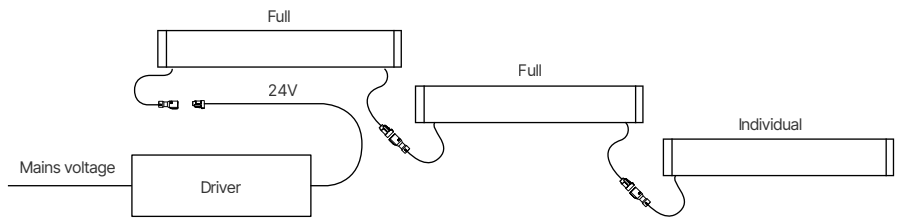
Note: Length tolerance +-3mm/m (0.11 in)

CONNECTION TYPES

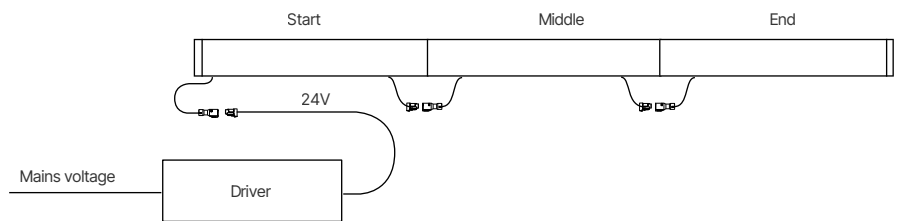
INDIVIDUAL module



FULL module



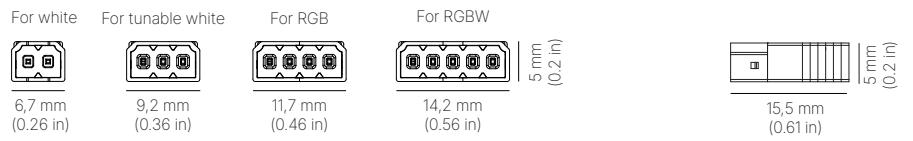
CONTINUOUS LINE module (for OUTDOOR OPAL ONLY)



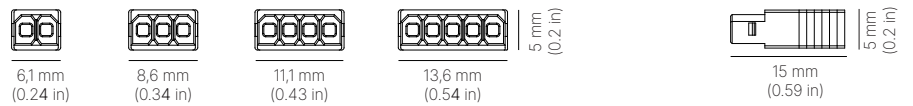
CONNECTORS & WIRES

INDOOR

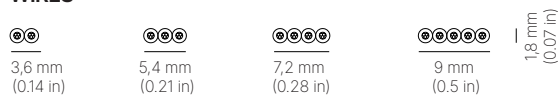
PIX - MALE CONNECTORS



PIX - FEMALE CONNECTORS



WIRES



WIRE LENGTHS AVAILABLE

CODE	L30	L100	L1000	L2000	L10000
LENGHT	30mm 0ft 1in	100mm 3.9 in	1000mm 3ft 3in	2000mm 6ft 6in	10000mm 32ft 10in

LUMENS

White

SPECTRUM	CRI	lm/m (lm/ft)	POWER					
			9.6W/m (2.9W/ft)	14.4W/m (4.38W/ft)	18.2W/m (5.5W/ft)	19.2W/m (5.84W/ft)	24W/m (7.3W/ft)	33,4W/m (10.2W/ft)
820/822/825/827/830/ 835/840/850/865	CRI 80+	lm/m (lm/ft)	525-770 (160-234)	775-1135 (234-346)	963-1418 (293-432)	1051-1541 (320-469)	1305-1908 (397-581)	1787-2625 (544-799)
920/922/925/T927/T930/ T935/T940/T950/T965	CRI 90+tri	lm/m (lm/ft)	425-752 (129-229)	622-1110 (189-338)	772-1387 (235-422)	1387-581 (422-259)	1080-1865 (320-568)	1433-2568 (436-782)
027/030/035/040/050	CRI 95+	lm/m (lm/ft)	494-561 (150-171)	722-822 (220-250)	896-1022 (273-311)	1022-988 (311-301)	1219-1387 (371-422)	1663-1895 (506-577)
EFFICACY (lm/W)			58	57	58	58	56	56

TUNABLE

SPECTRUM	CRI	lm/m (lm/ft)	POWER	
			19.2W/m (5.84W/ft)	33,4W/m (10.2W/ft)
820/822/825/827/830/ 835/840/850/865	CRI 80+	lm/m (lm/ft)	1318-1580 (402-482)	2201-2641 (671-805)
920/922/925/T927/T930/ T935/T940/T950/T965	CRI 90+tri	lm/m (lm/ft)	1090-1340 (332-408)	1804-2227 (550-679)
027/030/035/040/050	CRI 95+	lm/m (lm/ft)	1038-1099 (316-355)	1688-1792 (515-546)
EFFICACY (lm/W)			69	67

RGB

COLOR	lm/m (lm/ft)	POWER			
		7.2W/m (2.2W/ft)	11.52W/m (3.5W/ft)	14.4W/m (4.38W/ft)	23W/m (7W/ft)
Total	lm/m (lm/ft)	164(50)	250(76)	312(95)	500(152)
EFFICACY (lm/W)		23	22	22	22

RGBW

SPECTRUM	CRI	lm/m (lm/ft)	POWER		
			14.4W/m (4.38W/ft)	19.2W/m (5.84W/ft)	24W/m (7.3W/ft)
822/825/827/830/ 835/840/850/865	CRI 80+	lm/m (lm/ft)	416-513 (127-156)	468-552 (143-168)	660-822 (201-251)
922/T927/T930/T935/ T940/T950/T965	CRI 90+tri	lm/m (lm/ft)	407-441 (124-134)	433-478 (133-146)	596-680 (182-207)
EFFICACY (lm/W)			28	23	25

TECHNICAL SPECIFICATIONS

SERTIFICATIONS



UL approved



Made in Europe



L90B10
60.000 hours



CE compliant



5- year warranty



NICHIA LEDs



KEY BENEFITS



Thermal resistance:
-25° – +50°



Stabilized current design



Wide 2000K-6500K white color range



3-step MacAdam LEDs



Control sold separately;
DALI, Casambi,
1- 10V, Phase Cut



24V DC voltage input



CRI 80 +
CRI 90+tri
CRI 95+



Beam angle: 111°



Available in any 0.5-3m length



Customization for your project



External driver



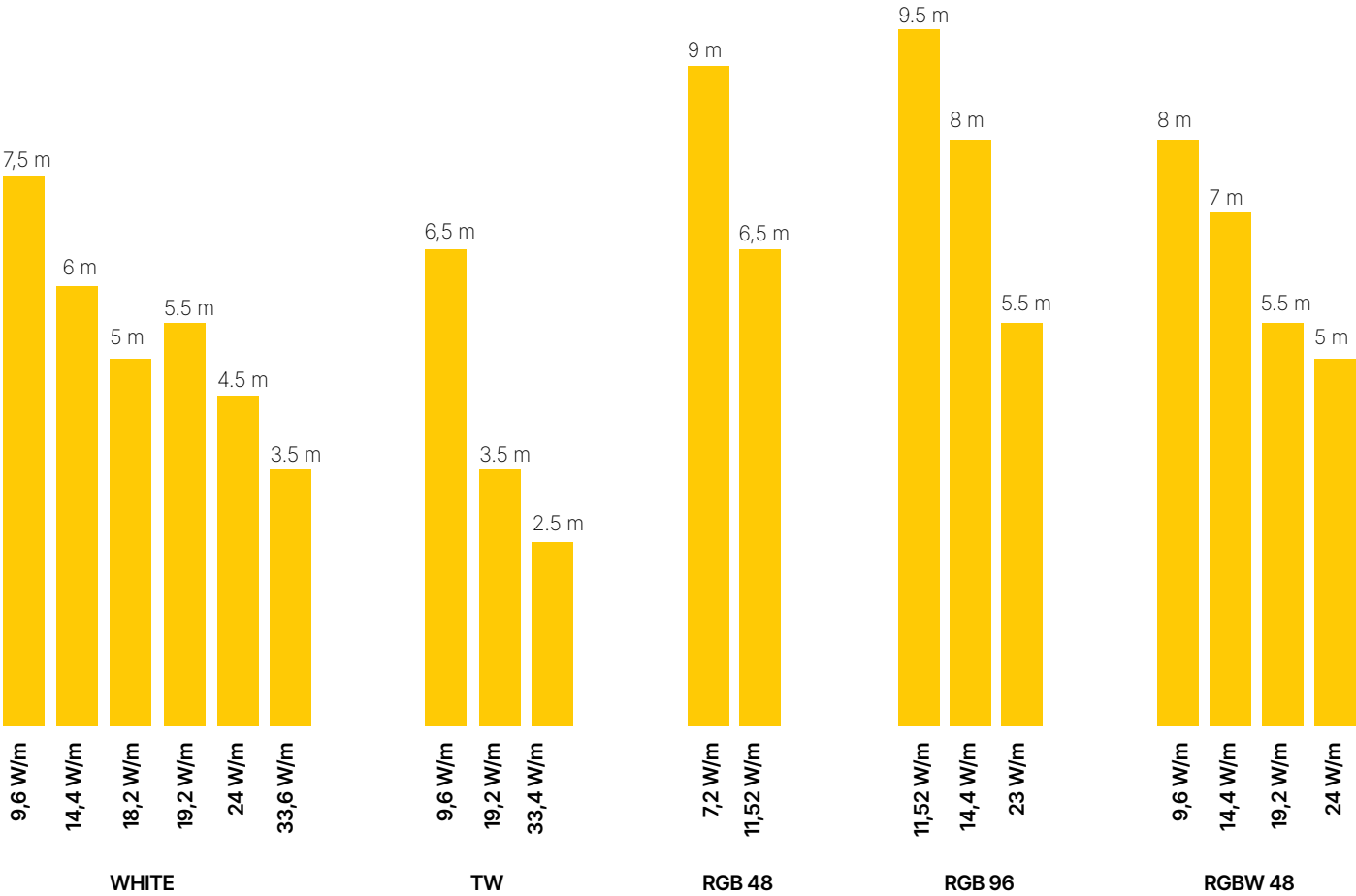
Continuous line light effect without dark spots



Reverse voltage protection

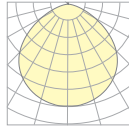
MAX RUN

Possible max length connected to driver from single side.

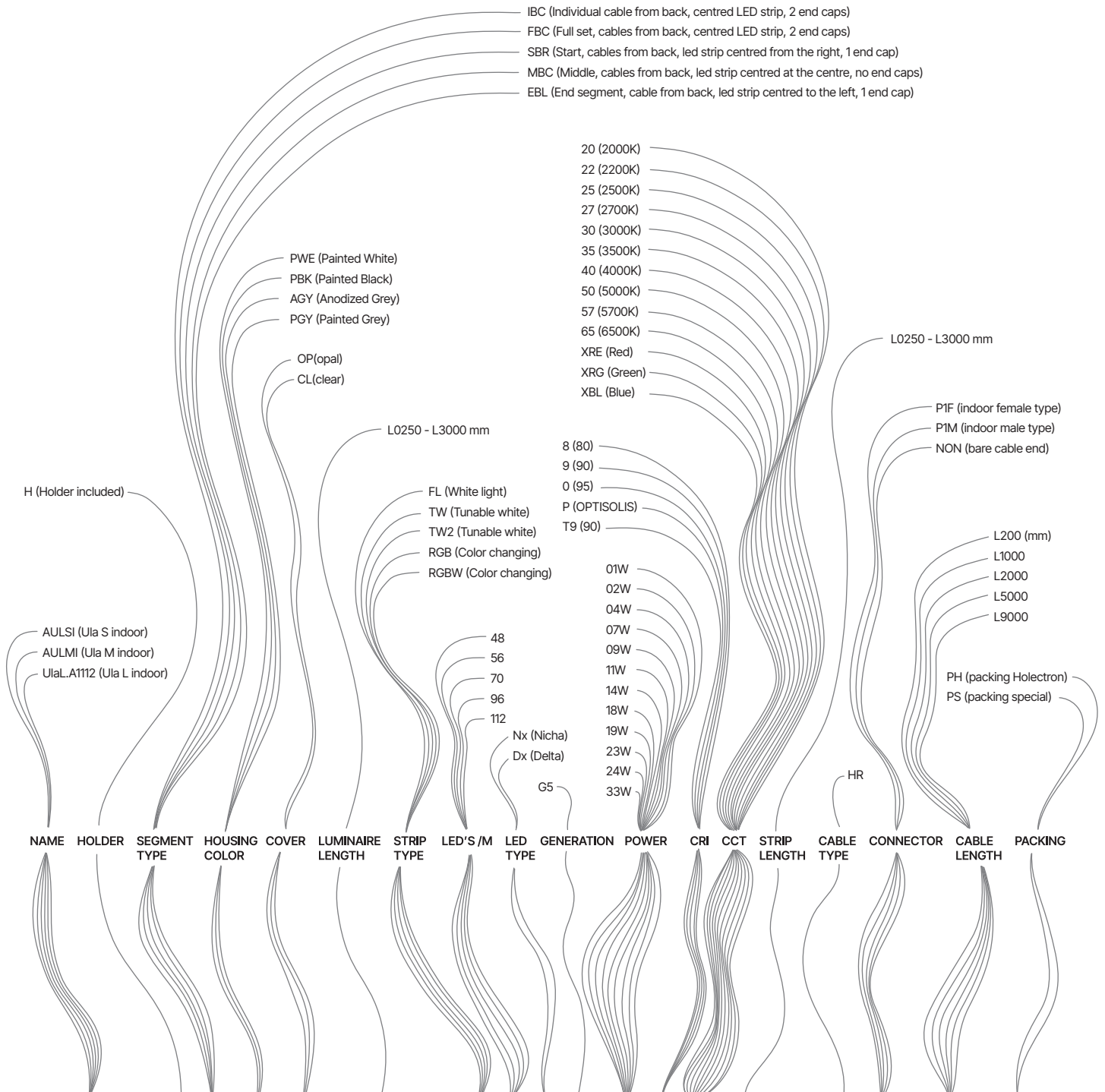


OPTICS INDOOR

ULAL
LOR 52%



ORDER CODE



UlaL.A1112.H IBC PGY OPL L1008(3'4'') / FL112/Nx G5 19W T930 L1000 NC / HR.P1F.L00030 / PH

ORDER CODE EXAMPLE

APPLICATIONS

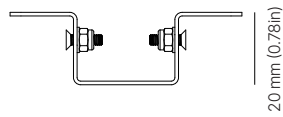
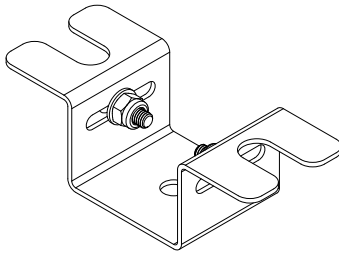


SURFACE HOLDERS

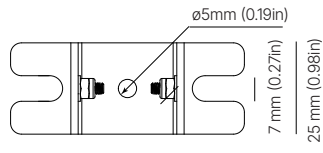
CODE

DESCRIPTION

PRG.A1112.F02.RGY



20 mm (0.78 in)



ø5mm (0.19 in)

7 mm (0.27 in)

25 mm (0.98 in)

64 mm (2.51 in)

Screw-fixed mounting bracket

POWER SUPPLY - INDOOR



Item No: DRI.V24.ILS.FO.SE.00001
Description: Power supply 100W 120 - 227 VAC 5 - year warranty
Color: Static White
Voltage: 24V DC
Control: FO
Certification: CE, UL listed

MAX PRODUCT LENGTH

WHITE 24V

0.5mm ² (AWG 20)	4.8W/m (1.5W/ft)	9.6W/m (2.9W/ft)	14.4W/m (4.4W/ft)	19.2W/m (5.9W/ft)
Max cable length between luminaire and driver	Product max run			
1 m	12.5 m	8 m	6 m	4.5 m
2 m	12 m	7.5 m	6 m	4 m
3 m	11.5 m	7.5 m	5.5 m	3.5 m
5 m	11 m	7 m	5 m	3 m
10 m	8.5 m	5 m	3 m	0 m

1.5mm ² (AWG 16)				
Max cable length between luminaire and driver	Product max run			
1 m	12.5 m	8.5 m	4.5 m	4.5 m
2 m	12.5 m	8.5 m	4.5 m	4.5 m
3 m	12.5 m	8 m	4.5 m	4.5 m
5 m	12 m	8 m	4.5 m	4 m
10 m	11.5 m	7.5 m	4 m	3.5 m

24V TW2 112

0.5mm ² (AWG 20)	9.6W/m (2.9W/ft)	19.2W/m (5.9W/ft)
1 m	8 m	5 m
2 m	7.5 m	4.5 m
3 m	7.5 m	4.5 m
5 m	7 m	4 m
10 m	5.5 m	2 m

1.5mm ² (AWG 16)		
1 m	8 m	5 m
2 m	8 m	5 m
3 m	8 m	5 m
5 m	8 m	5 m
10 m	7.5 m	4.5 m

24V TW 56 N5

0.5mm ² (AWG 20)	9.6W/m (2.9W/ft)	19.2W/m (5.9W/ft)	33.6W/m (10.2W/ft)
Max cable length between luminaire and driver	Product max run		
1 m	7.5 m	4.5 m	2.5 m
2 m	7 m	4 m	2.5 m
3 m	7 m	4 m	2.5 m
5 m	6.5 m	4 m	2.5 m
10 m	5.5 m	3.5 m	2 m

1.5mm ² (AWG 16)			
Max cable length between luminaire and driver	Product max run		
1 m	7.5 m	4.5 m	2.5 m
2 m	7.5 m	4 m	2.5 m
3 m	7.5 m	4 m	2.5 m
5 m	7.5 m	4 m	2.5 m
10 m	7 m	4 m	2.5 m

24V TW 70 N5

0.5mm ² (AWG 20)	9.6W/m (2.9W/ft)	19.2W/m (5.9W/ft)	33.6W/m (10.2W/ft)	45.6W/m (14.6W/ft)
1 m	7.5 m	4.5 m	2.5 m	1.5 m
2 m	7.5 m	4 m	2.5 m	1.5 m
3 m	7.5 m	4 m	2.5 m	1.5 m
5 m	7 m	4 m	2 m	1.5 m
10 m	6.5 m	3.5 m	1.5 m	1 m

1.5mm ² (AWG 16)				
1 m	7.5 m	4.5 m	2.5 m	1.5 m
2 m	7.5 m	4 m	2.5 m	1.5 m
3 m	7.5 m	4 m	2.5 m	1.5 m
5 m	7.5 m	4 m	2.5 m	1.5 m
10 m	7.5 m	4 m	2 m	1.5 m

MAX PRODUCT LENGTH

24V TW2 112

0.5mm ² (AWG 20)	9.6W/m (2.9W/ft)	19.2W/m (5.9W/ft)	33.6W/m (10.2W/ft)	48W/m (14.6W/ft)
1 m	8 m	8 m	3 m	2.5 m
2 m	7.5 m	7.5 m	3 m	2.5 m
3 m	7.5 m	7.5 m	3 m	2 m
5 m	7 m	7 m	2.5 m	2 m
10 m	5.5 m	5.5 m	2 m	1.5 m

1.5mm² (AWG 16)

1 m	8 m	5 m	3 m	2.5 m
2 m	8 m	5 m	3 m	2.5 m
3 m	8 m	5 m	3 m	2.5 m
5 m	8 m	5 m	3 m	2.5 m
10 m	7.5 m	4.5 m	2.5 m	2 m

24V 48 RGB

0.5mm ² (AWG 20)	7.2W/m (2.2W/ft)	11.5W/m (1.5W/ft)
1 m	8.5 m	5.5 m
2 m	8 m	5.5 m
3 m	8 m	5 m
5 m	7.5 m	4.5 m
10 m	7 m	3.5 m

1.5mm² (AWG 16)

1 m	8.5 m	5.5 m
2 m	8.5 m	5.5 m
3 m	8.5 m	5.5 m
5 m	8.5 m	5.5 m
10 m	8 m	5 m

24V 96 RGB

0.5mm ² (AWG 20)	11.5W/m (1.5W/ft)	14.4W/m (4.4W/ft)	23W/m (4.4W/ft)
1 m	9 m	7.5 m	4.5 m
2 m	8.5 m	7 m	4 m
3 m	8.5 m	7 m	3.5 m
5 m	8 m	6 m	2.5 m
10 m	5.5 m	3.5 m	0

1.5mm² (AWG 16)

1 m	9 m	7.5 m	4.5 m
2 m	9 m	7.5 m	4.5 m
3 m	9 m	7.5 m	4.5 m
5 m	8.5 m	7 m	4 m
10 m	8 m	6.5 m	3.5 m