

Area: Outdoor Luminaires

The mLine IP67 is a waterproof NICHIA LED light that offers direct lighting with no visible dots, perfect for parking lots or architectural lighting.



Category: Linear lighting / decorative lighting / Cove

Fully encapsulated inside an aluminum housing, the mLine is waterproof and UV resistant. This ensures the high-quality Japanese NICHIA LEDs and the internal current stabilization system are fully protected.



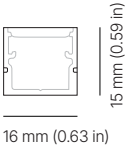
Mounting: Surface horizontal mounting / Surface vertical mounting / Wall mounting

The mLine is ruggedized and ready for a wide range of outdoor direct lighting uses.

TECHNICAL DATA

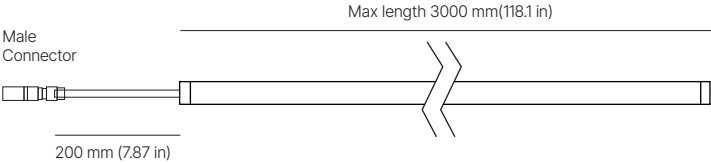
Voltage	24 V
LED lumen maintenance	L90B10 > 60.000 h
Light engine	Any LED strip up to 19 W/m
Cover	Opal
Housing color	● Black, ○ White, ● Grey, ● Custom
Control	Dimmable



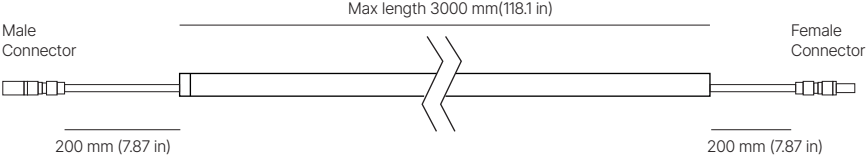


DIMENSIONS

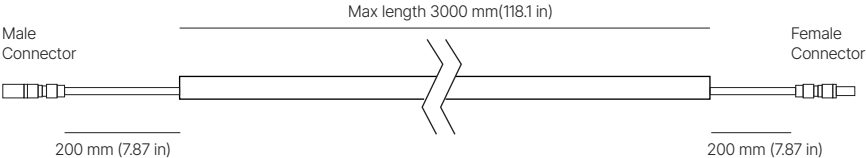
LUMINAIRE
One cable, two endcaps



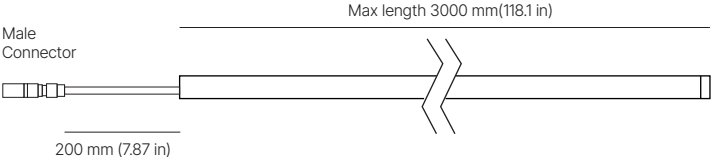
START
Two cables, endcap at the start



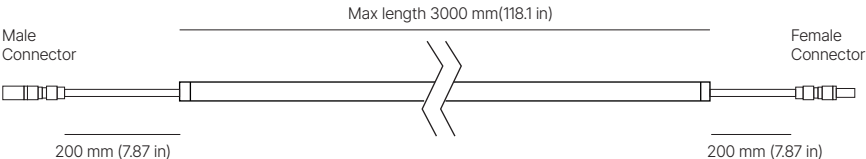
MIDDLE
Two cables, no endcaps



END
One cable, endcap at the end



FULL MODULE
Two cables, two endcaps



Final length of the luminaire calculated:

L = C x N + E;

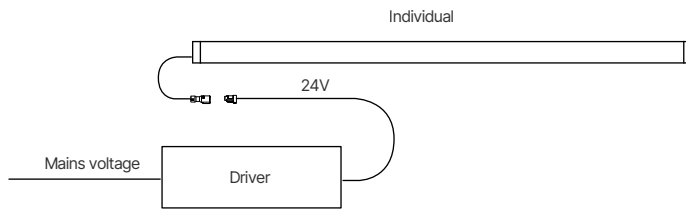
- E = Cable exit
- Individual, end cable exit - 10mm (0.39 in)
- Individual, back cable exit - 6mm (0.23 in)
- Start - 4mm (0.16 in)
- Middle - 2mm (0.07 in)
- End - 4mm (0.16 in)
- Full set, back cable exit - 6mm (0.23 in)
- Full set, end cable exit - 14mm (0.55 in);

- L = Luminaire length
- C = Cutting Step
- White 24V: 125mm (4.9 in)
- White 48V: 250mm (9.8 in)
- TW: 125m (4.9 in)
- RGB: 125mm (4.9 in)
- N = Quantity Of Segments. 2 < N < 72;

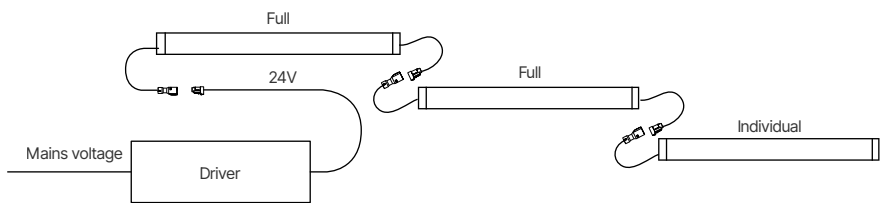
Note: Length tolerance +-3mm/m (0.11 in)

CONNECTION TYPES

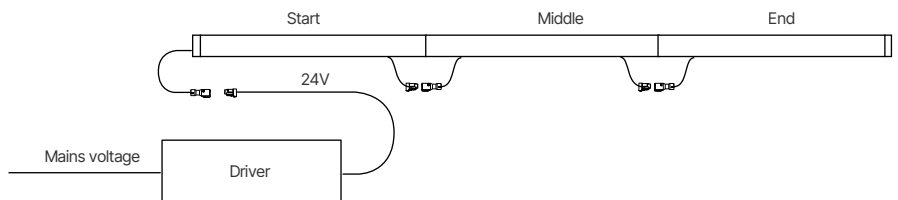
INDIVIDUAL module



FULL module



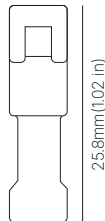
CONTINUOUS LINE module



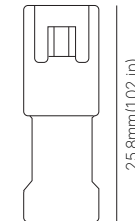
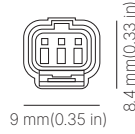
OUTDOOR CONNECTORS

J1X MALE CONNECTORS

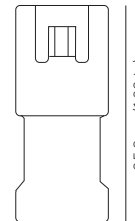
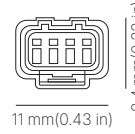
For white



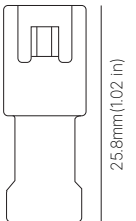
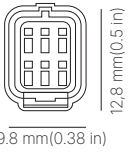
For tunable white



For RGB

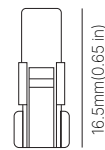


For RGBW

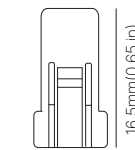
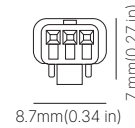


J1X FEMALE CONNECTORS

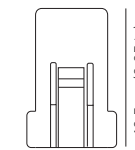
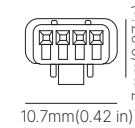
For white



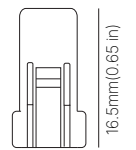
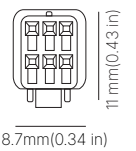
For tunable white



For RGB



For RGBW



WIRES



1.8 mm
(0.07 in)

WIRE LENGTHS AVAILABLE

CODE	L30	L100	L1000	L2000	L10000
LENGHT	30mm 0ft 1in	100mm 3.9 in	1000mm 3ft 3in	2000mm 6ft 6in	10000mm 32ft 10in

LUMENS

White

SPECTRUM	CRI	lm/m (lm/ft)	POWER			
			4.8W/m (1.5W/ft)	9.6W/m (2.9W/ft)	14.4W/m (4.38W/ft)	19.2W/m (5.9W/ft)
820/822/825/827/830/ 835/840/850/865	CRI 80+	lm/m (lm/ft)	124-193 (38-59)	254-382 (77-116)	384-568 (117-173)	512-751 (156-229)
920/922/925/T927/T930/ T935/T940/T950/T965	CRI 90+tri	lm/m (lm/ft)	108-188 (33-57)	213-372 (65-113)	315-554 (96-169)	415-733 (126-223)
027/030/035/040/050	CRI 95+	lm/m (lm/ft)	124-140 (38-43)	246-279 (75-85)	366-415 (111-126)	481-547 (146-167)
EFFICACY (lm/W)			41	40	40	40

TUNABLE

SPECTRUM	CRI	lm/m (lm/ft)	POWER
			9.6W/m (2.9W/ft)
820/865 825/857 827/857 827/850	CRI 80+	lm/m (lm/ft)	310-372 (94-113)
920/T965 925/T957 T927/T950	CRI 90+tri	lm/m (lm/ft)	267-326 (81-99)
EFFICACY (lm/W)			34

TECHNICAL SPECIFICATIONS

SERTIFICATIONS



UL approved



Made in Europe



L90B10
60.000 hours



CE compliant



5- year warranty



NICHIA LEDs



KEY BENEFITS



IP67



UV, salt & solvent resistant



Wide 2000K-6500K white color range



Thermal resistance:
-25° – +50°



Stabilized current design



24V DC voltage input



3-step MacAdam LEDs



Control sold separately; DALI, Casambi, 1- 10V, Phase Cut



Available in any 0.5-3m length



CRI 80 + CRI 90+tri



Beam angle: 105°



Continuous line light effect without dark spots



Customization for your project



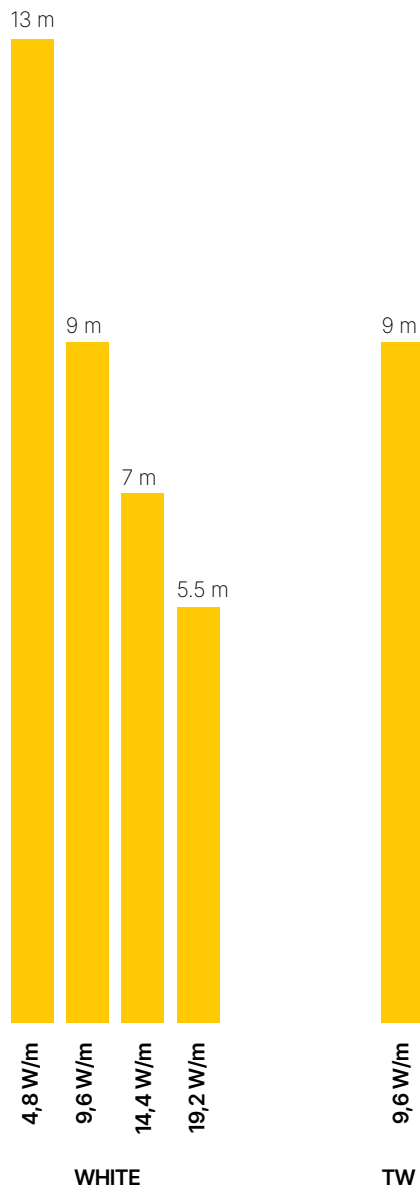
External driver



Reverse voltage protection

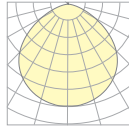
MAX RUN

Possible max length connected to driver from single side.

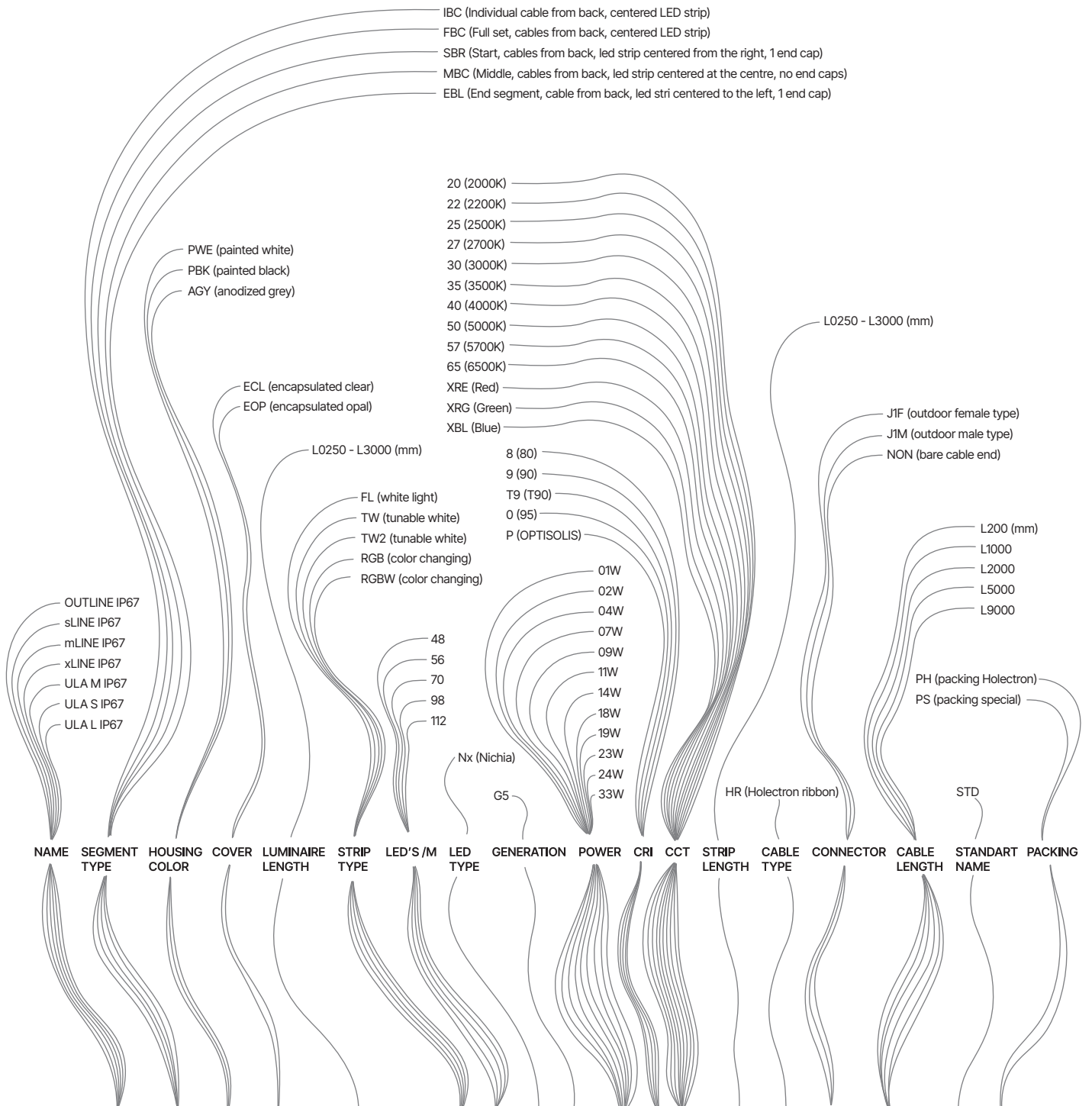


OPTICS INDOOR

mLine IP67
LOR 25%



ORDER CODE



A018N IEC AGY EOP L1011(3'4'')/FL175/Nx G4 14W 830 L1000 HR J1x L0200 STD PH

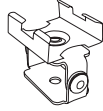
APPLICATIONS



SURFACE HOLDERS

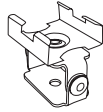
CODE DESCRIPTION

PRG.A002x.F06.RGY




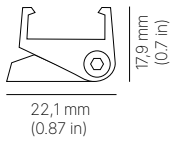
Rotatable silver holder

PRG.A002x.F06.PBK



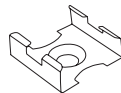
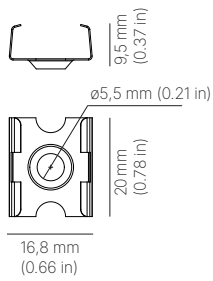
Rotatable black holder

PRG.A002x.F04.RGY



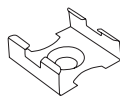
Plastic rotatable holder

PRG.A002x.F03.GZK



Zink holder

PRG.A002x.F01.PBK



Black zink holder

POWER SUPPLY - INDOOR

Item No: DRI.V24.ILS.FO.SE.00001
Description: Power supply 100W 120 - 227 VAC 5 - year warranty
Color: Static White
Voltage: 24V DC
Control: FO
Certification: CE, UL listed

POWER SUPPLY - OUTDOOR

Item No: DRI.V24.OCO.FO.TR.00030
Description: Power supply 96W 24V 90 - 305 VAC 5 - year warranty
Color: Static White
Voltage: 24V DC
Control: FO
Certification: CE, UL listed

MAX PRODUCT LENGTH

WHITE 24V

0.5mm ² (AWG 20)	4.8W/m (1.5W/ft)	9.6W/m (2.9W/ft)	14.4W/m (4.4W/ft)	19.2W/m (5.9W/ft)
Max cable length between luminaire and driver	Product max run			
1 m	12.5 m	8 m	6 m	4.5 m
2 m	12 m	7.5 m	6 m	4 m
3 m	11.5 m	7.5 m	5.5 m	3.5 m
5 m	11 m	7 m	5 m	3 m
10 m	8.5 m	5 m	3 m	0 m

1.5mm ² (AWG 16)				
Max cable length between luminaire and driver	Product max run			
1 m	12.5 m	8.5 m	4.5 m	4.5 m
2 m	12.5 m	8.5 m	4.5 m	4.5 m
3 m	12.5 m	8 m	4.5 m	4.5 m
5 m	12 m	8 m	4.5 m	4 m
10 m	11.5 m	7.5 m	4 m	3.5 m

24V TW2 112

0.5mm ² (AWG 20)	9.6W/m (2.9W/ft)	19.2W/m (5.9W/ft)
1 m	8 m	5 m
2 m	7.5 m	4.5 m
3 m	7.5 m	4.5 m
5 m	7 m	4 m
10 m	5.5 m	2 m

1.5mm ² (AWG 16)		
1 m	8 m	5 m
2 m	8 m	5 m
3 m	8 m	5 m
5 m	8 m	5 m
10 m	7.5 m	4.5 m

24V TW 56 N5

0.5mm ² (AWG 20)	9.6W/m (2.9W/ft)	19.2W/m (5.9W/ft)	33.6W/m (10.2W/ft)
Max cable length between luminaire and driver	Product max run		
1 m	7.5 m	4.5 m	2.5 m
2 m	7 m	4 m	2.5 m
3 m	7 m	4 m	2.5 m
5 m	6.5 m	4 m	2.5 m
10 m	5.5 m	3.5 m	2 m

1.5mm ² (AWG 16)			
Max cable length between luminaire and driver	Product max run		
1 m	7.5 m	4.5 m	2.5 m
2 m	7.5 m	4 m	2.5 m
3 m	7.5 m	4 m	2.5 m
5 m	7.5 m	4 m	2.5 m
10 m	7 m	4 m	2.5 m

MAX PRODUCT LENGTH

24V TW 70 N5

0.5mm ² (AWG 20)	9.6W/m (2.9W/ft)	19.2W/m (5.9W/ft)	33.6W/m (10.2W/ft)	45.6W/m (14.6W/ft)
1 m	7.5 m	4.5 m	2.5 m	1.5 m
2 m	7.5 m	4 m	2.5 m	1.5 m
3 m	7.5 m	4 m	2.5 m	1.5 m
5 m	7 m	4 m	2 m	1.5 m
10 m	6.5 m	3.5 m	1.5 m	1 m

1.5mm² (AWG 16)

1 m	7.5 m	4.5 m	2.5 m	1.5 m
2 m	7.5 m	4 m	2.5 m	1.5 m
3 m	7.5 m	4 m	2.5 m	1.5 m
5 m	7.5 m	4 m	2.5 m	1.5 m
10 m	7.5 m	4 m	2 m	1.5 m

24V TW2 112

0.5mm ² (AWG 20)	9.6W/m (2.9W/ft)	19.2W/m (5.9W/ft)	33.6W/m (10.2W/ft)	48W/m (14.6W/ft)
1 m	8 m	8 m	3 m	2.5 m
2 m	7.5 m	7.5 m	3 m	2.5 m
3 m	7.5 m	7.5 m	3 m	2 m
5 m	7 m	7 m	2.5 m	2 m
10 m	5.5 m	5.5 m	2 m	1.5 m

1.5mm² (AWG 16)

1 m	8 m	5 m	3 m	2.5 m
2 m	8 m	5 m	3 m	2.5 m
3 m	8 m	5 m	3 m	2.5 m
5 m	8 m	5 m	3 m	2.5 m
10 m	7.5 m	4.5 m	2.5 m	2 m